


Getting Started: Once logged onto TeacherFileBox.com, use the *Browse by Title* link at the top of the page to quickly select each book title and grade level suggested in this curriculum guide.


1. WARM UP



Use ***Giant Write Every Day: Daily Writing Prompts*** to develop critical thinking skills, vocabulary, writing fluency, creativity, and ideas for writing.

- The writing prompts can be completed in any order you wish.
- There is also a quick writing prompt for each month for seasonal topics.
- Keep the writing short in duration to keep your child inspired to write each day!


2. TEACH



Daily 6-Trait Writing features 25 weeks that support any writing program. There are 5 units on ideas, organization, word choice, sentence fluency, and (author's) voice.

- Begin with the Teacher Resources link listed under ***Daily 6-Trait Writing***. It provides teaching insight, as well as a rubric to track your child's progress.
- Print each unit you wish to teach your child.
- Complete the daily activities, including the weekly writing prompt, to apply the writing skills.

3. PRACTICE and EXTEND



Use ***Take It to Your Seat Writing Centers*** for fun ways to practice writing skills. These are terrific for workboxes.

- Centers are listed by writing skill or task, so you can easily select the activities for your child to practice.
- The full-color center activities can be completed in any order and adjusted to meet your child's needs.

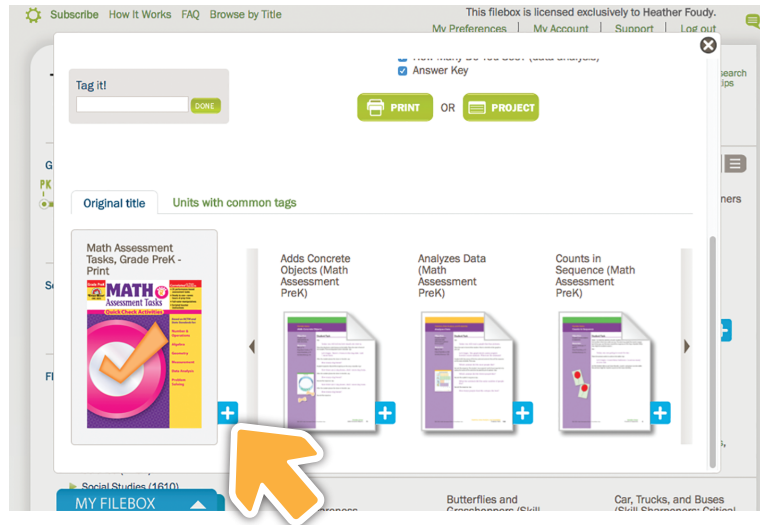


Use ***Draw...Then Write*** to combine learning to draw with writing practice.

- Each unit teaches a step-by-step method to draw a simple illustration.
- Print each of the units you wish to teach your child.
- Have your child follow the steps on the drawing and writing pages for quick and easy lessons.

More Tips for Using TeacherFileBox

- Every title includes teacher support pages to help you, such as “Scope and Sequence” or “Teacher Resources.” Look for these links under each title to help you plan your instruction.
- If you want to add the entire book’s units to your filebox, find the “Original Title” tab under the lesson preview graphic. By clicking on the blue “+” next to the book’s image, you can save all of the lessons into the folder of your choice in your filebox. Create a file folder for each title for easy reference.



- If your child is finding a lesson too easy, you can search TeacherFileBox for the lesson in the next grade level. You already have access to all grade levels as a TeacherFileBox subscriber!
- For Daily Practice activities: Print weekly units and organize them in a 3-ring binder for your child to complete during the week. Or “go green” and have your child view the daily problems on the tablet or screen and write the answers in a notebook.
- Using the answer key is a great opportunity to make notes about what your child found to be easy or difficult.
- Your child can work independently if he/she seems to understand the lesson. If your child is not confident with the new skills, you can use these activities to work with your child to make sure he/she understands and practices the new skills correctly.